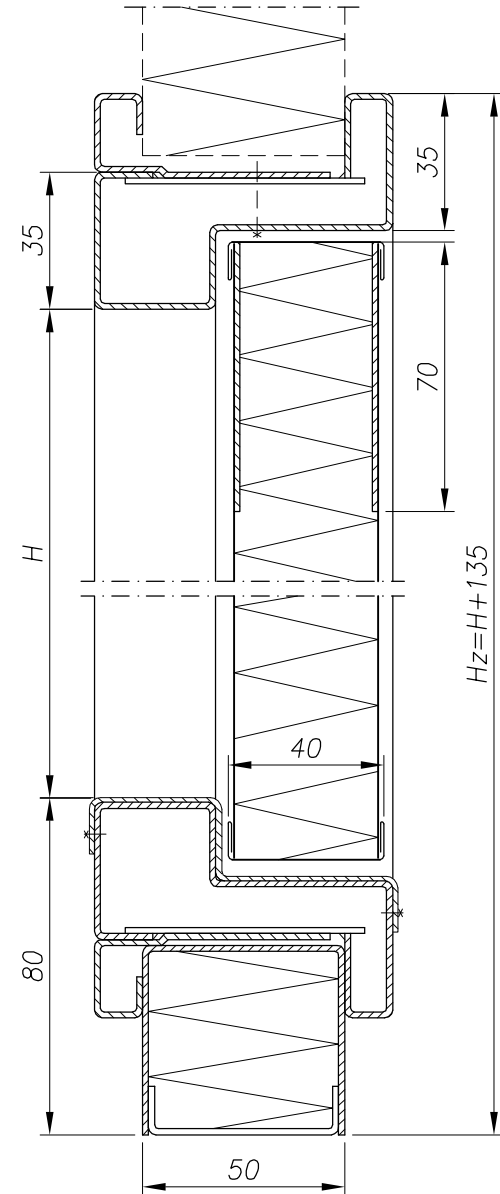
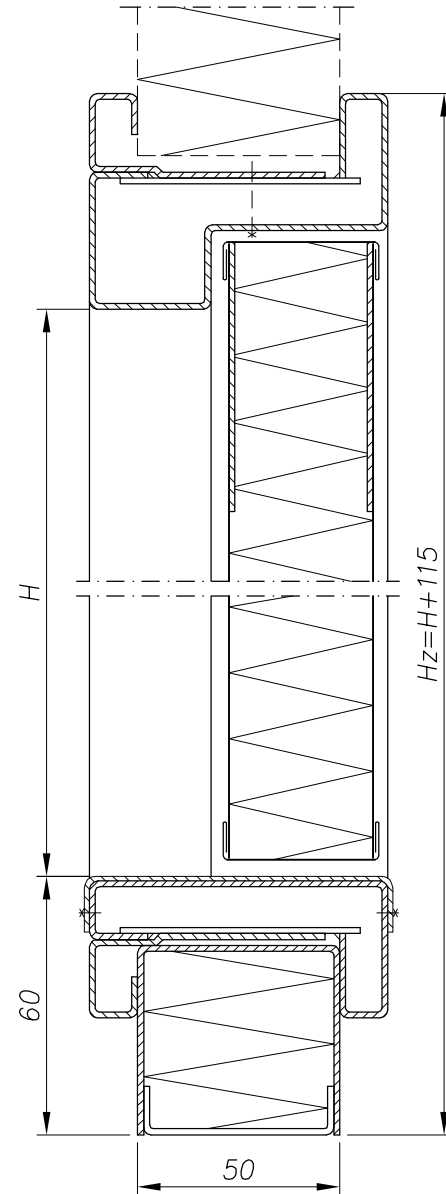


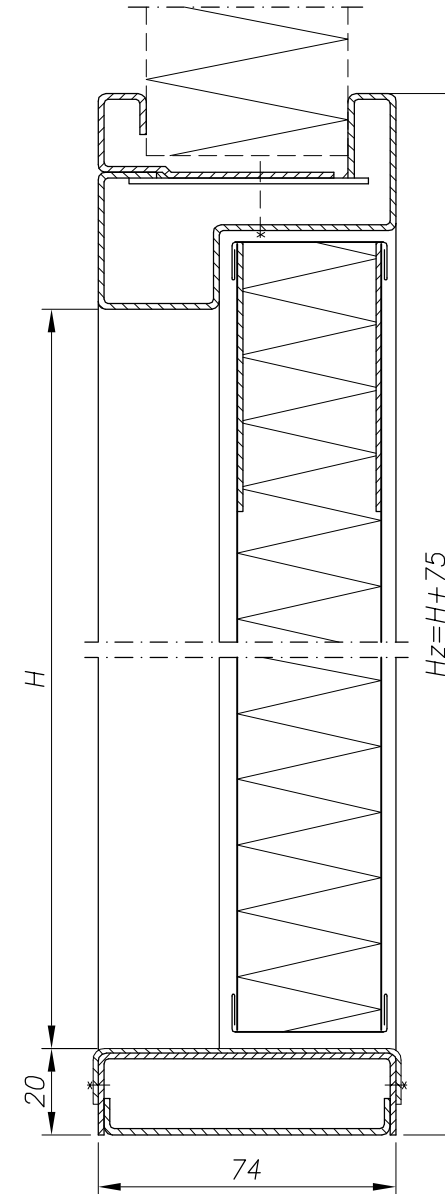
**TYPE I**



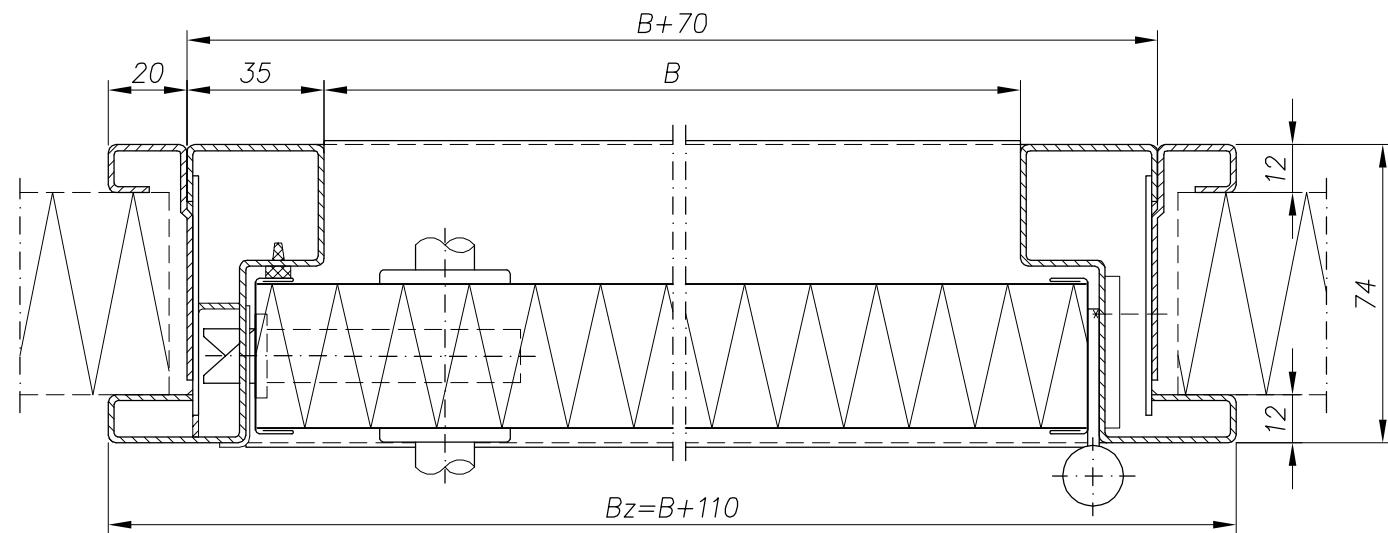
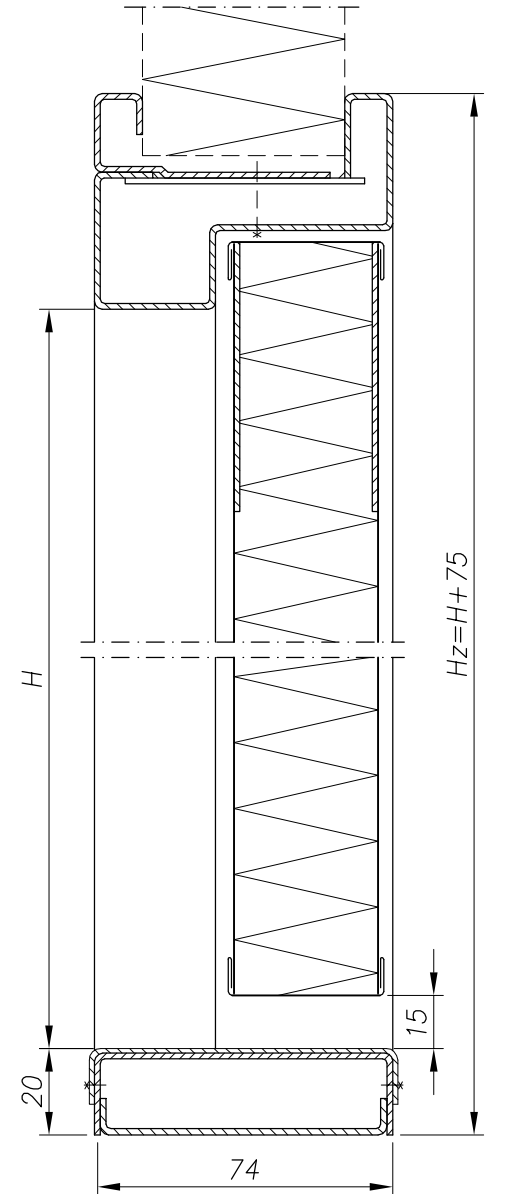
**TYPE II**



**TYPE III**



**TYPE IV**



H	B
1700	600
1750	650
1800	700
1850	750
1900	800
1950	850
2000	900



**LUBMOR Sp. z o.o.**

ul. Wieleńska 1, 64-980 Trzcianka  
 tel. +48/67/216-22-44  
 fax +48/67/210-19-19  
 e-mail: [lubmor@lubmor.pl](mailto:lubmor@lubmor.pl)  
[www.lubmor.pl](http://www.lubmor.pl)

**DOOR CLASS B15**

**KK 24-12  
 34-450/M**

# DOOR CLASS B15

## APPROPRIATION

The door class B15 is designed for closing the passages in internal accommodation which have got a fire-proof protection class B15 on all float objects.

This door is suitable for assembly in walls thick. 50 mm.

## EXECUTION

The door-frame is made of 1,5 mm steel profile welded to form the frame. The door sill is protected of stainless steel cover. The door-leaf is made of two cassettes 0,7 mm of PVC covered or painted galvanized steel sheet and internal frame of channel section. The door-leaf is filled with mineral wool. There are profiles around the door-leaf. They are made of the same material like cassettes. The door is equipped with mortise lock, patent cylinder and stainless steel hinges.

## DELIVERY RANG

Delivery comprises the door with all fittings without fixing elements.

## PACKING, TRANSPORT, STORAGE

Door-leaf is protected for transport and storage with cardboard. Edge of door-leaf and door-frame are protected with self-sticking tape. The goods are placed on the pallets with wooden separators, can be displaced by means of the cranes and fork-lift trucks. They must be stored in roofed accommodations.

## DIVISION , MARK AND FINISHING

Types:

- I - door with sill 80 mm
- II - door with sill 60 mm
- III - door with flat sill
- IV - door with flat sill and 15 mm ventilation gap

Varieties:

- P - right-hand door (acc. to drawing)
- L - left-hand door (as reflected)

Equipment :

- A - kick-out panel of dim. 420 mm x 550 mm
- W125- small air grate - 125 cm<sup>2</sup>
- W250- big air grate - 250 cm<sup>2</sup>
  - door with symmetric cylinder 31/31 (no marked)
- Sz - door with sanitary lock – indicator at hinges side
- Sp - door with sanitary lock – indicator at the other side

Finishing of the door-leaf:

- F - z/p - PCV covered steel sheet acc. to DOBEL or GISLAVED catalogue
- M - z/p - painted acc. to RAL catalogue
  - z - color from hinges side
  - p - color from the other side

Finishing profiles on the door-leaf – as cassette of the door-leaf at hinges side.

Finishing of the door-frame and assembly profiles :

- M - painted acc. to RAL catalogue

## EXAMPLE OF DESIGNATION

Door class B15 clear opening H x B - 1900 x 800, with sill 80 mm (**I**), left-hand variety (**L**), with kick-out panel (**A**), with small air grate (**W125**), lock and patent cylinder, door-leaf made of PCV steel sheet (**F**), 1026-color from hinged side (**z**), 1217-color from the other side (**p**), door-frame and fixing elements painted (**M**) acc. to RAL 9003.

DOOR CLASS B15 1900x800-I-LAW125-F z1026/p1217-M9003 acc. catalogue card no **KK24-12/34-450/M**.

This catalogue card corresponds with drawing no N24-09/34-450 and working drawing no N24-09/34-450/M.